

5.38 DURA•DRIVE PLUS

The Dura Drive Plus one piece motorized pulley is compact yet powerful. All gearing is made of high quality alloy steel ensuring years without breakdown. The Dura Drive Plus is also low maintenance with an in-place oil change after 40,000 hours. This ensures minimal downtime, which in turn ensures lower cost and higher productivity.



Shaft Seal

The end housings are fitted with custom designed one piece cartridge seals. This provides excellent protection against ingress of dust, grit, water and high-pressure cleanings. The cartridge seals are specially designed to prevent wear to the shafts.

Electric Motor

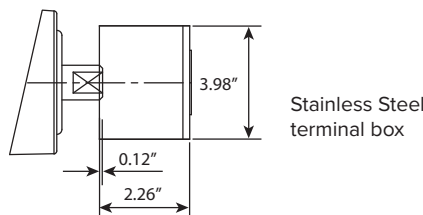
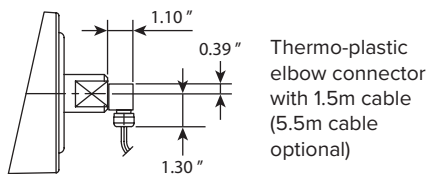
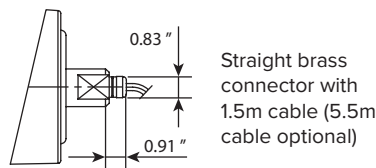
All Sparks Belting motorized pulleys contain motors tested to UL 1004 – 1:2012 standards with Class F insulation standard (Class H insulation available upon request). The motor is an asynchronous squirrel cage induction type. Class F motors are suitable for most applications with ambient temperatures of +100°F to -10°F. For temperatures above or below, contact Sparks Belting for a recommendation.

Electric motors with windings for special voltages and frequencies are available upon request.

Sparks Belting motorized pulleys are inverter duty motors and can, therefore, have a step- less speed control in combination with static frequency converters in the range from 30 to 70 HZ.

Electrical Connections

Pulleys fitted with cables are normally supplied for one voltage only. Dual voltage cable is available upon request.

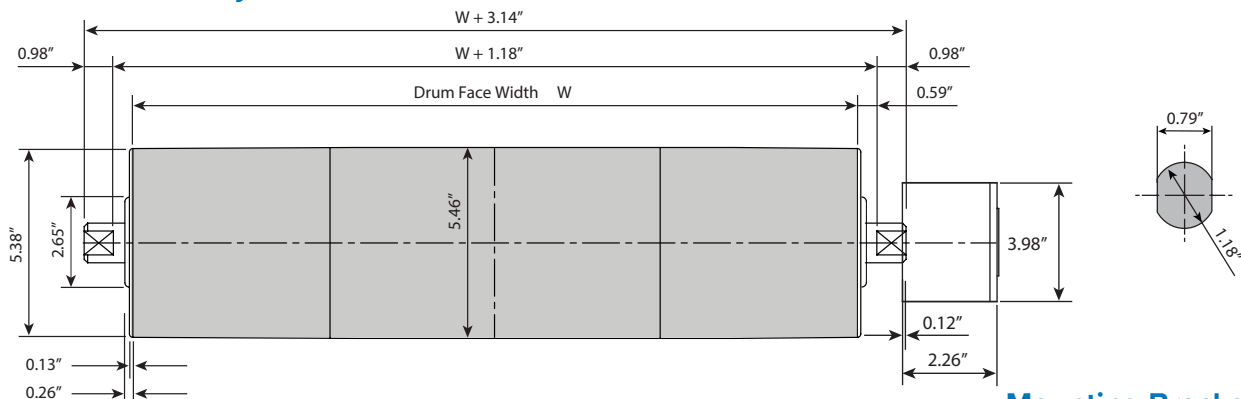


Constructions & Materials

Component	Standard	Options	Not available
Shaft	Mild Steel	Stainless Steel	
Shell	Mild Steel	Stainless Steel	
	Crowned	Rubber Lagged	
		Flat Face	
		V-Grooves	
		Sprockets	
End Caps	Mild Steel	Stainless Steel	Aluminum
	Pressed/glued	Bolt-on	
Sealing Systems	Cartridge Seal		
Electrical Motor	3 Phase Asynchronous	Dual Voltage	Single Phase
		Thermal Overload Protection	
Electrical Connection	Straight Brass Connector with 1.5m cable (5.5m cable optional)	Thermo-plastic Elbow Connector with 1.5m cable (5.5m cable optional)	
		Steel Conduit Elbow Connector with 1.5m cable (5.5m cable optional)	
		Stainless Steel Conduit Elbow Connector with 1.5m cable (5.5m cable optional)	
		Stainless Steel Terminal Box	
Motor Insulation	Class F	Class H	



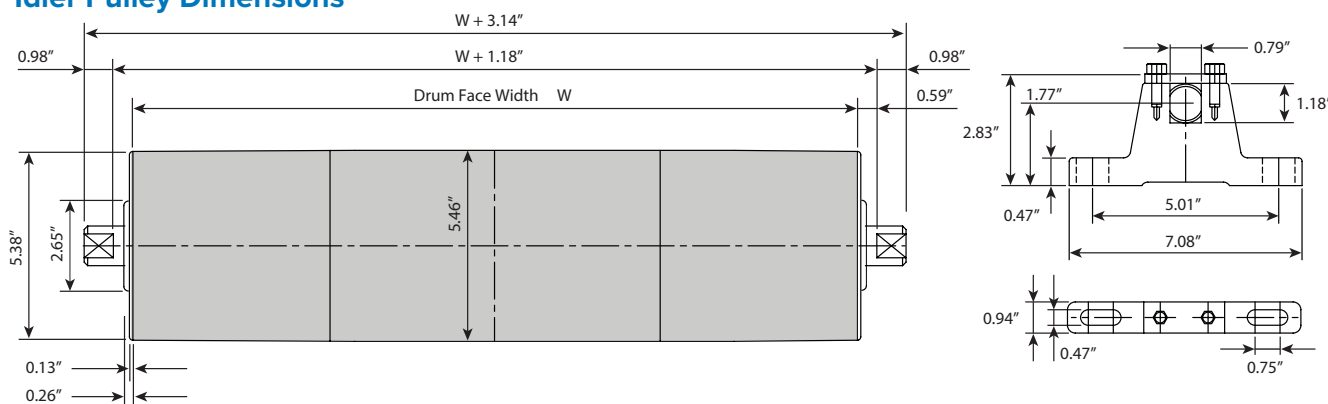
Motorized Pulley Dimensions



Mounting Bracket

Material: Cast iron or stainless steel bracket

Idler Pulley Dimensions



Performance Specifications

HP	Minimum Face Width	FPM (nominal)	Belt Pull (lbs)	Drum Torque (lbs-ft)
0.25	13.78"	19	412	91
		26	422	93
		31	341	75
		54	196	43
0.5	11.81"	38	434	98
		47	351	78
		65	243	54
		85	185	41
		104	153	34
		133	117	26
0.75	11.81"	85	279	62
		104	225	50
		133	176	39
		175	135	30
		210	113	25
		280	86	19
		295	77	17
1	13.78"	59	545	120
		85	381	84
		104	308	68
		133	240	53

Performance Specifications cont.

HP	Minimum Face Width	FPM (nominal)	Belt Pull (lbs)	Drum Torque (lbs-ft)
1.5	13.78"	104	450	99
		133	354	78
		189	250	55
		260	182	40

Standard Face Widths

11.81" (53 lbs)	13.78" (55 lbs)	15.75" (57 lbs)	17.72" (59 lbs)	19.69" (62 lbs)
22.65" (65 lbs)	23.62" (68 lbs)	25.59" (71 lbs)	27.56" (73 lbs)	29.53" (76 lbs)
31.50" (51 lbs)	33.46" (83 lbs)	35.43" (85 lbs)	37.40" (87 lbs)	39.36" (89 lbs)

- Maximum face width is 81"
- Other face widths are available
- Add 1.97" to min. face width for bolt-on end caps
- Maximum lagging thickness is 3/8" (14% increase in finished speed)
- For V-groove tube diameter of 5.45", length must be 2 times the min. face width
- For V-groove tube diameter of 6.45", length can be same as min. face length (22% increase in finished speed)
- All motors can be single or dual voltage 230v or 460v 3 phase