

# 6.46 DURA • DRIVE PLUS

The Dura Drive Plus one piece motorized pulley is compact yet powerful. All gearing is made of high quality alloy steel ensuring years without breakdown. The Dura Drive Plus is also low maintenance with an in-place oil change after 40,000 hours. This ensures minimal downtime, which in turn ensures lower cost and higher productivity.



## Shaft Seal

The end housings are fitted with custom designed one piece cartridge seals. This provides excellent protection against ingress of dust, grit, water and high-pressure cleanings. The cartridge seals are specially designed to prevent wear to the shafts.

## Electric Motor

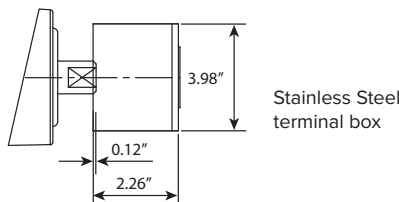
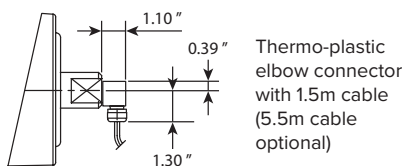
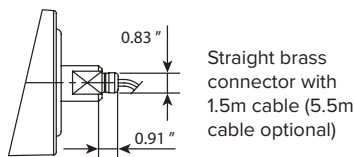
All Sparks Belting motorized pulleys contain motors tested to UL 1004 – 1:2012 standards with Class F insulation standard (Class H insulation available upon request). The motor is an asynchronous squirrel cage induction type. Class F motors are suitable for most applications with ambient temperatures of +100°F to -10°F. For temperatures above or below, contact Sparks Belting for a recommendation.

Electric motors with windings for special voltages and frequencies are available upon request.

Sparks Belting motorized pulleys are inverter duty motors and can, therefore, have a step-less speed control in combination with static frequency converters in the range from 30 to 70 HZ.

## Electrical Connections

Pulleys fitted with cables are normally supplied for one voltage only. Dual voltage cable is available upon request.

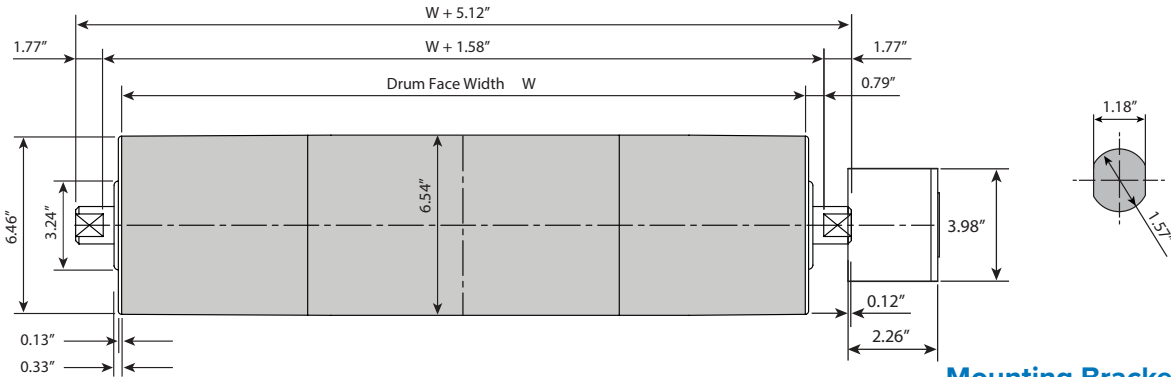


## Constructions & Materials

Component	Standard	Options	Not available
Shaft	Mild Steel	Stainless Steel	
Shell	Mild Steel	Stainless Steel	
	Crowned	Rubber Lagged	
		Flat Face	
		V-Grooves	
End Caps		Sprockets	
		Hard Chrome	
	Mild Steel	Stainless Steel	Aluminum
Sealing Systems	Pressed/glued	Bolt-on	
	Cartridge Seal		
Electrical Motor	3 Phase Asynchronous	Dual Voltage	Single Phase
		Thermal Overload Protection	
Electrical Connection	Straight Brass Connector with 1.5m cable (5.5m cable optional)	Thermo-plastic Elbow Connector with 1.5m cable (5.5m cable optional)	
		Steel Conduit Elbow Connector with 1.5m cable (5.5m cable optional)	
		Stainless Steel Conduit Elbow Connector with 1.5m cable (5.5m cable optional)	
		Stainless Steel Terminal Box	
Motor Insulation	Class F	Class H	



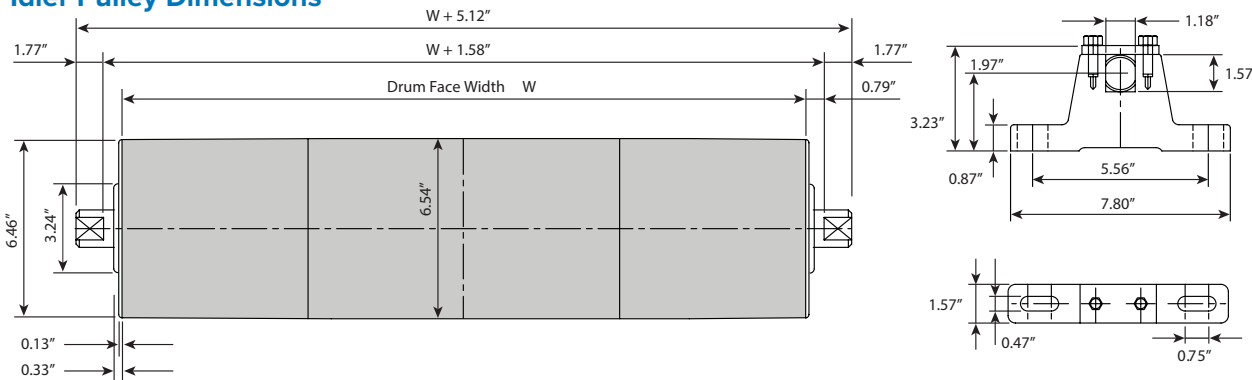
Motorized Pulley Dimensions



Mounting Bracket

Material: Cast iron or stainless steel bracket

Idler Pulley Dimensions



Performance Specifications

HP	Minimum Face Width	FPM (nominal)	Belt Pull (lbs)	Drum Torque (lbs-ft)		
0.5	17.72"	21	752	200		
		31	797	212		
0.75	17.72"	38	650	173		
		47	526	140		
		59	419	111		
		104	227	60		
1	15.75"	65	488	130		
		74	439	117		
		104	304	81		
		118	266	71		
		149	221	59		
		189	175	47		
1	17.72"	235	140	37		
		38	867	231		
		2	17.72"	104	611	162
				118	539	143
149	430			114		
189	351			93		
235	280	75				

Performance Specifications cont.

HP	Minimum Face Width	FPM (nominal)	Belt Pull (lbs)	Drum Torque (lbs-ft)
3	17.72"	118	838	223
		149	663	176
		205	468	124
		295	335	89
		374	253	67
		472	200	53

Standard Face Widths

15.75" (119 lbs)	17.72" (122 lbs)	19.69" (125 lbs)	21.65" (128 lbs)	23.62" (131 lbs)	23.62" (131 lbs)
27.56" (137 lbs)	29.53" (140 lbs)	31.50" (143 lbs)	33.46" (146 lbs)	35.43" (149 lbs)	37.40" (152 lbs)
39.36" (155 lbs)	41.33" (158 lbs)	43.30" (161 lbs)	45.27" (164 lbs)		

- Maximum face width is 96"
- Other face widths are available
- Add 1.97" to min. face width for bolt-on end caps
- Maximum lagging thickness is 3/8" (11% increase in finished speed)
- For V-groove tube diameter of 6.50", length must be 2 times the min. face width
- For V-groove tube diameter of 7.45", length can be same as min. face length (17% increase in finished speed)
- All motors can be single or dual voltage 230v or 460v 3 phase