

8.48 DURA•DRIVE PLUS

The Dura Drive Plus one piece motorized pulley is compact yet powerful. All gearing is made of high quality alloy steel ensuring years without breakdown. The Dura Drive Plus is also low maintenance with an in-place oil change after 40,000 hours. This ensures minimal downtime, which in turn ensures lower cost and higher productivity.



Shaft Seal

The end housings are fitted with custom designed one piece cartridge seals. This provides excellent protection against ingress of dust, grit, water and high-pressure cleanings. The cartridge seals are specially designed to prevent wear to the shafts.

Electric Motor

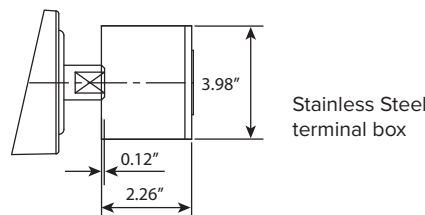
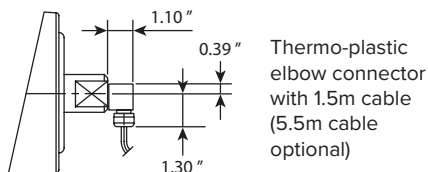
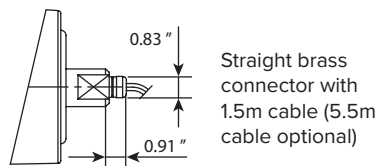
All Sparks Belting motorized pulleys contain motors tested to UL 1004 – 1:2012 standards with Class F insulation standard (Class H insulation available upon request). The motor is an asynchronous squirrel cage induction type. Class F motors are suitable for most applications with ambient temperatures of +100°F to -10°F. For temperatures above or below, contact Sparks Belting for a recommendation.

Electric motors with windings for special voltages and frequencies are available upon request.

Sparks Belting motorized pulleys are inverter duty motors and can, therefore, have a step- less speed control in combination with static frequency converters in the range from 30 to 70 HZ.

Electrical Connections

Pulleys fitted with cables are normally supplied for one voltage only. Dual voltage cable is available upon request.

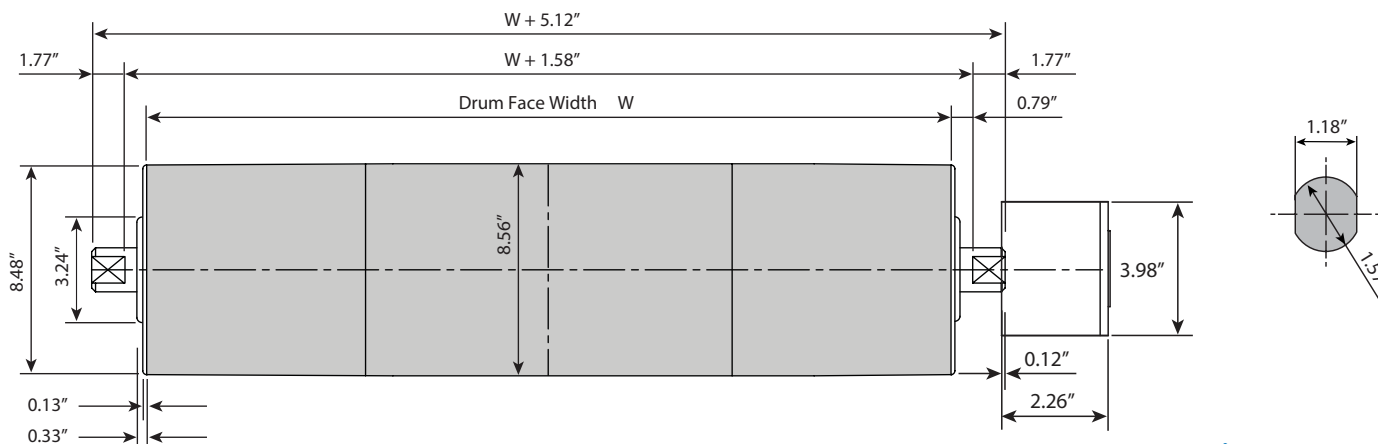


Constructions & Materials

Component	Standard	Options	Not available
Shaft	Mild Steel	Stainless Steel	
Shell	Mild Steel	Stainless Steel	
	Crowned	Rubber Lagged	
		Flat Face	
		V-Grooves	
		Sprockets	
End Caps	Mild Steel	Stainless Steel	Aluminum
	Pressed/glued	Bolt-on	
Sealing Systems	Cartridge Seal		
Electrical Motor	3 Phase Asynchronous	Dual Voltage	Single Phase
		Thermal Overload Protection	
Electrical Connection	Straight Brass Connector with 1.5m cable (5.5m cable optional)	Thermo-plastic Elbow Connector with 1.5m cable (5.5m cable optional)	
		Steel Conduit Elbow Connector with 1.5m cable (5.5m cable optional)	
		Stainless Steel Conduit Elbow Connector with 1.5m cable (5.5m cable optional)	
		Stainless Steel Terminal Box	
Motor Insulation	Class F	Class H	



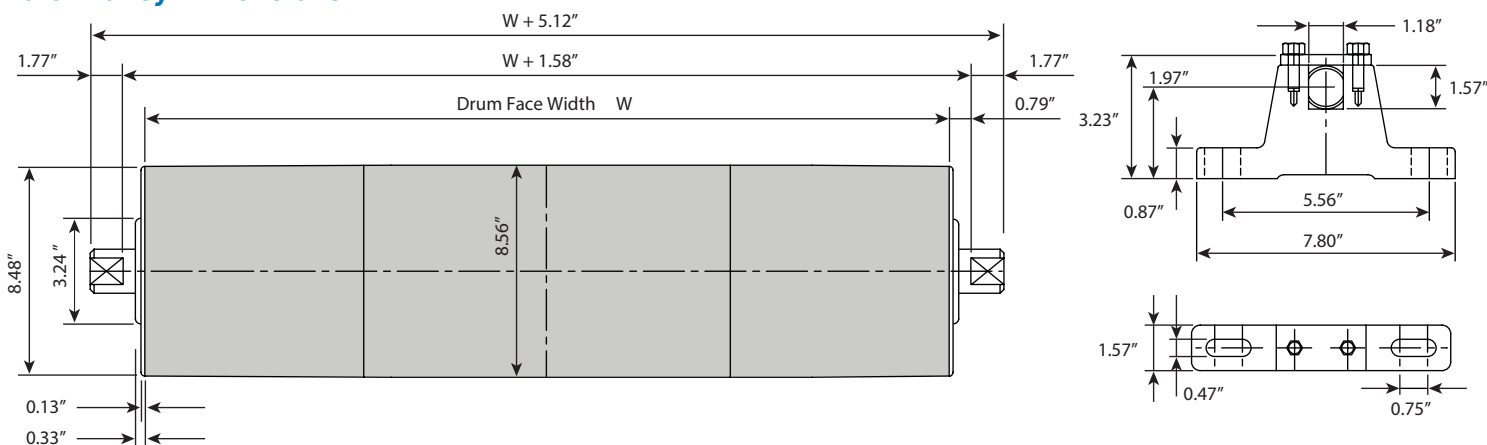
Motorized Pulley Dimensions



Mounting Bracket

Material: Cast iron or stainless steel bracket

Idler Pulley Dimensions



Performance Specifications

HP	Minimum Face Width	FPM (nominal)	Belt Pull (lbs)	Drum Torque (lbs-ft)
1.5	19.69"	47	1052	372
		59	838	296
		76	650	230
2	19.69"	63	997	352
		80	824	291
		92	1075	380
		118	838	296
3	19.69"	149	663	234
		189	523	185
		149	840	296
		236	559	197
		295	447	158
4	19.69"	472	279	99
		295	614	217
		378	479	169
		472	384	136

Standard Face Widths

19.69" (129 lbs)	21.65" (134 lbs)	23.62" (138 lbs)	25.59" (142 lbs)	27.56" (146 lbs)
29.53" (150 lbs)	31.50" (154 lbs)	33.46" (160 lbs)	35.43" (170 lbs)	37.40" (180 lbs)
39.36" (189 lbs)	41.33" (198 lbs)	43.40" (208 lbs)	45.27" (217 lbs)	

- Maximum face width is 108"
- Other face widths are available
- Add 1.97" to min. face width for bolt-on end caps
- Maximum lagging thickness is 3/8" (9% increase in finished speed)
- For V-groove tube diameter of 8.56", length must be 2 times the min. face width
- For V-groove tube diameter of 9.45", length can be same as min. face length (12% increase in finished speed)
- All motors can be single or dual voltage 230v or 460v 3 phase